

Argentina

Country data¹

GDP (billion)	\$641
Tax revenues (2022, billion)	\$187
Gold export value (% of total exports)	2%
Income status	Upper middle income
Labour force (# of people) (million)	22

World Gold Council member data

Total output (ounces) (million)	0.9
Total revenue (million)	\$1,741
Payments to in-country suppliers (million)	\$1,727
In-country payments to suppliers (% of total)	95%

In-country payments

Total in-country payments (million) **\$2,424**



Payments to governments
\$294

14%



Payments to employees
\$403

15%



Payments to in-country suppliers
\$1,727

71%

World Gold Council members in Argentina:



BARRICK

Newmont



Supporting livelihoods

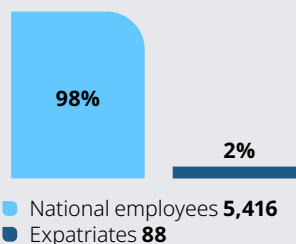
Total workforce (#of people) **9,996**



Total employees
5,504



Total contractors
4,492



Community spend (million) **\$28** | % Female employees **10%**

Note: For a global overview of the data, please refer to [Gold's Contribution to Society](#). All data is for the year 2023 and the amounts are in US Dollars unless otherwise stated.
1. Data sourced from the OECD, Trade Data Monitor, World Bank, and World Integrated Trade Solutions.

Australia

Country data¹

GDP (billion)	\$1,724
Tax revenues (2021, billion)	\$491
Gold export value (% of total exports)	4%
Income status	High income
Labour force (# of people) (million)	15

World Gold Council member data

Total output (ounces) (million)	4.3
Total revenue (million)	\$8,119
Payments to in-country suppliers (million)	\$5,088
In-country payments to suppliers (% of total)	97%

In-country payments

Total in-country payments (million) **\$7,241**



Payments to governments
\$1,275

18%



Payments to employees
\$878

12%



Payments to in-country suppliers
\$5,088

70%

Supporting livelihoods

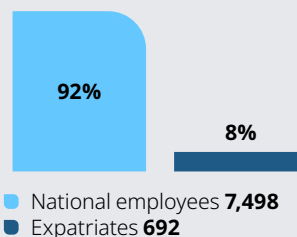
Total workforce (#of people) **15,292**



Total employees
8,190



Total contractors
7,102



Community spend (million) **\$18** | % Female employees **18%**

World Gold Council members in Australia:



AGNICO EAGLE



ANGLOGOLD ASHANTI

Franco Nevada
The GOLD Investment that WORKS



GOLD FIELDS

Newmont

TRIPLEFLAG
PRECIOUS METALS

Resolute 

OCEANAGOLD

ZIJIN

Note: For a global overview of the data, please refer to [Gold's Contribution to Society](#). All data is for the year 2023 and the amounts are in US Dollars unless otherwise stated.
1. Data sourced from the OECD, Trade Data Monitor, World Bank, and World Integrated Trade Solutions.

Brazil

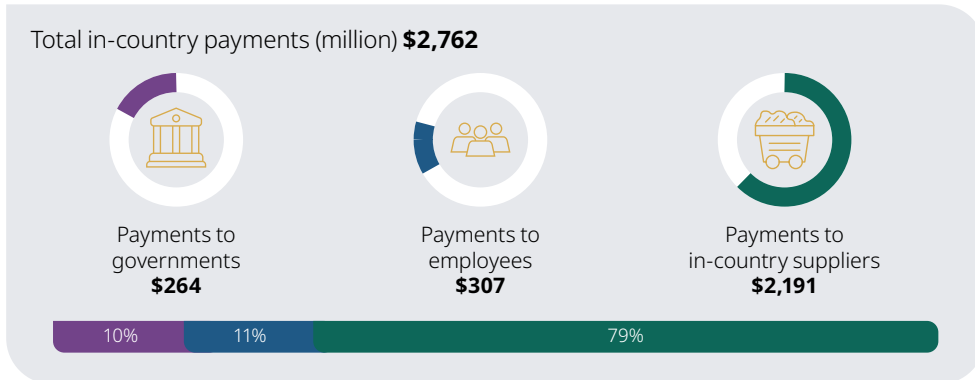
Country data¹

GDP (billion)	\$2,174
Tax revenues (2022, billion)	\$639
Gold export value (% of total exports)	1%
Income status	Upper middle income
Labour force (# of people) (million)	109

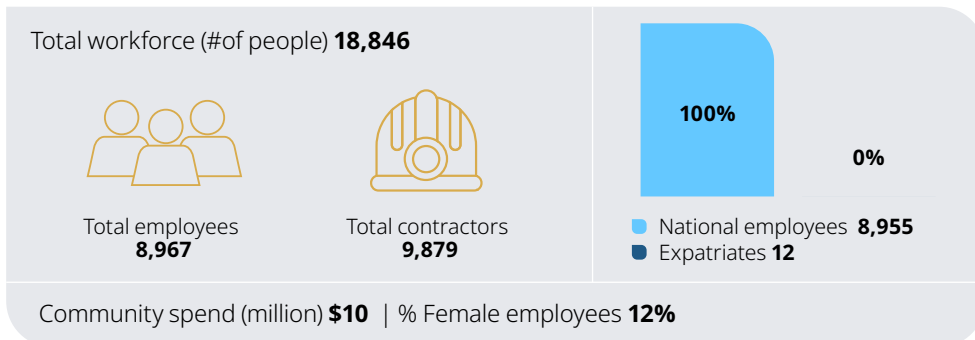
World Gold Council member data

Total output (ounces) (million)	1.4
Total revenue (million)	\$2,693
Payments to in-country suppliers (million)	\$2,191
In-country payments to suppliers (% of total)	95%

In-country payments



Supporting livelihoods



World Gold Council members in Brazil:



Note: For a global overview of the data, please refer to [Gold's Contribution to Society](#). All data is for the year 2023 and the amounts are in US Dollars unless otherwise stated.
 1. Data sourced from the OECD, Trade Data Monitor, World Bank, and World Integrated Trade Solutions.

Burkina Faso

Country data¹

GDP (billion)	\$20
Tax revenues (2021, billion)	\$3
Gold export value (% of total exports)	74%
Income status	Low income
Labour force (# of people) (million)	9

World Gold Council member data

Total output (ounces) (million)	1.4
Total revenue (million)	\$2,775
Payments to in-country suppliers (million)	\$1,470
In-country payments to suppliers (% of total)	55%

In-country payments

Total in-country payments (million) **\$2,245**



Payments to governments
\$561

25%



Payments to employees
\$214

10%



Payments to in-country suppliers
\$1,470

65%

Supporting livelihoods

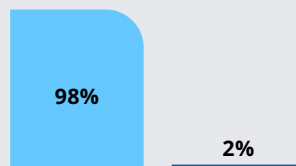
Total workforce (#of people) **12,730**



Total employees
6,028



Total contractors
6,702



■ National employees **5,922**
■ Expatriates **106**

Community spend (million) **\$24** | % Female employees **11%**

World Gold Council members in Burkina Faso:



Note: For a global overview of the data, please refer to [Gold's Contribution to Society](#). All data is for the year 2023 and the amounts are in US Dollars unless otherwise stated.
1. Data sourced from the OECD, Trade Data Monitor, World Bank, and World Integrated Trade Solutions.

Canada

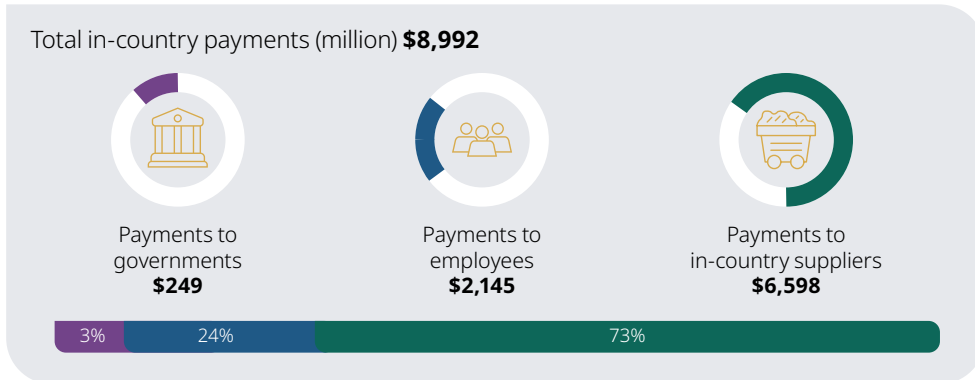
Country data¹

GDP (billion)	\$2,140
Tax revenues (2021, billion)	\$679
Gold export value (% of total exports)	3%
Income status	High income
Labour force (# of people) (million)	22

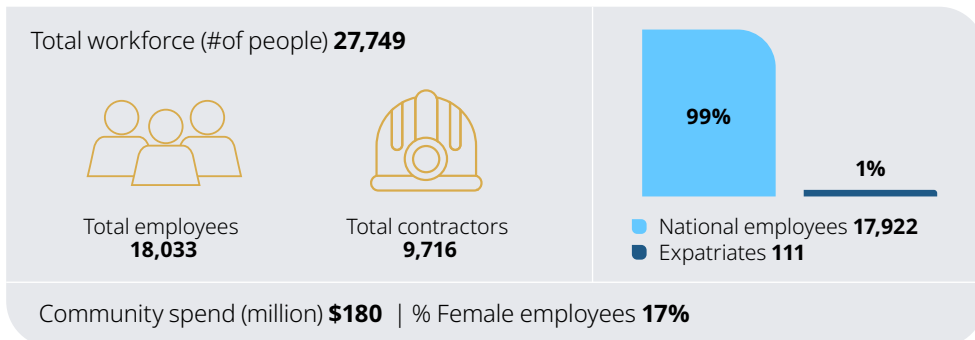
World Gold Council member data

Total output (ounces) (million)	4.8
Total revenue (million)	\$8,943
Payments to in-country suppliers (million)	\$6,598
In-country payments to suppliers (% of total)	79%

In-country payments



Supporting livelihoods



World Gold Council members in Canada:



Note: For a global overview of the data, please refer to [Gold's Contribution to Society](#). All data is for the year 2023 and the amounts are in US Dollars unless otherwise stated.
 1. Data sourced from the OECD, Trade Data Monitor, World Bank, and World Integrated Trade Solutions.

Chile

Country data¹

GDP (billion)	\$336
Tax revenues (2021, billion)	\$70
Gold export value (% of total exports)	1%
Income status	High income
Labour force (# of people) (million)	10

World Gold Council member data

Total output (ounces) (million)	0.4
Total revenue (million)	\$858
Payments to in-country suppliers (million)	\$475
In-country payments to suppliers (% of total)	97%

In-country payments

Total in-country payments (million) **\$741**



Payments to governments
\$83

11%



Payments to employees
\$183

25%



Payments to in-country suppliers
\$475

64%

Supporting livelihoods

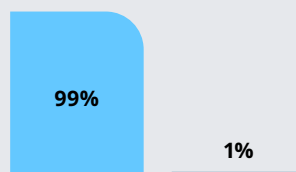
Total workforce (#of people) **10,150**



Total employees
3,557



Total contractors
6,593



■ National employees **3,525**
■ Expatriates **32**

Community spend (million) **\$2** | % Female employees **10%**

World Gold Council members in Chile:

BARRICK



GOLD FIELDS

KINROSS

Newmont



Note: For a global overview of the data, please refer to [Gold's Contribution to Society](#). All data is for the year 2023 and the amounts are in US Dollars unless otherwise stated.
1. Data sourced from the OECD, Trade Data Monitor, World Bank, and World Integrated Trade Solutions.

China

Country data¹

GDP (billion)	\$17,795
Tax revenues (2022, billion)	\$3,585
Gold export value (% of total exports)	0%
Income status	Upper middle income
Labour force (# of people) (million)	779

World Gold Council member data

Total output (ounces) (million)	3.2
Total revenue (million)	\$5,765
Payments to in-country suppliers (million)	\$3,242
In-country payments to suppliers (% of total)	100%

In-country payments

Total in-country payments (million) **\$4,895**



Payments to governments
\$695

14%



Payments to employees
\$958


20%



Payments to in-country suppliers
\$3,242

66%

World Gold Council members in China:



Supporting livelihoods

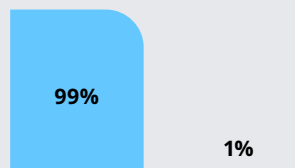
Total workforce (#of people) **66,409**



Total employees
59,870



Total contractors
6,539



■ National employees **59,358**
■ Expatriates **512**

Community spend (million) **\$10** | % Female employees **19%**

Note: For a global overview of the data, please refer to [Gold's Contribution to Society](#). All data is for the year 2023 and the amounts are in US Dollars unless otherwise stated.
1. Data sourced from the OECD, Trade Data Monitor, World Bank, and World Integrated Trade Solutions.

Colombia

Country data¹

GDP (billion)	\$ 364
Tax revenues (2021, billion)	\$61
Gold export value (% of total exports)	5%
Income status	Upper middle income
Labour force (# of people) (million)	26

World Gold Council member data

Total output (ounces) (million)	0.3
Total revenue (million)	\$529
Payments to in-country suppliers (million)	\$308
In-country payments to suppliers (% of total)	38%

In-country payments

Total in-country payments (million) **\$468**



Payments to governments
\$115

25%



Payments to employees
\$45

10%



Payments to in-country suppliers
\$308

66%

Supporting livelihoods

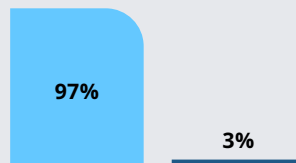
Total workforce (#of people) **5,058**



Total employees
1,725



Total contractors
3,333



■ National employees **1,665**
■ Expatriates **60**

Community spend (million) **\$5** | % Female employees **20%**

World Gold Council members in Colombia:



Note: For a global overview of the data, please refer to [Gold's Contribution to Society](#). All data is for the year 2023 and the amounts are in US Dollars unless otherwise stated.
1. Data sourced from the OECD, Trade Data Monitor, World Bank, and World Integrated Trade Solutions.

Cote d'Ivoire

Country data¹

GDP (billion)	\$79
Tax revenues (2021, billion)	\$10
Gold export value (% of total exports)	12%
Income status	Lower middle income
Labour force (# of people) (million)	11

World Gold Council member data

Total output (ounces) (million)	0.5
Total revenue (million)	\$990
Payments to in-country suppliers (million)	\$515
In-country payments to suppliers (% of total)	69%

In-country payments

Total in-country payments (million) **\$796**



Payments to governments
\$228

29%



Payments to employees
\$53

7%



Payments to in-country suppliers
\$515

65%

Supporting livelihoods

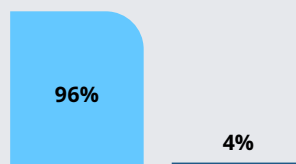
Total workforce (#of people) **5,266**



Total employees
1,332



Total contractors
3,934



■ National employees **1,282**
■ Expatriates **50**

Community spend (million) **\$4** | % Female employees **10%**

World Gold Council members in Cote d'Ivoire:

BARRICK

**ENDEAVOUR
MINING**

Note: For a global overview of the data, please refer to [Gold's Contribution to Society](#). All data is for the year 2023 and the amounts are in US Dollars unless otherwise stated.
1. Data sourced from the OECD, Trade Data Monitor, World Bank, and World Integrated Trade Solutions.

Ghana

Country data¹

GDP (billion)	\$76
Tax revenues (2021, billion)	\$11
Gold export value (% of total exports)	32%
Income status	Lower middle income
Labour force (# of people) (million)	15

World Gold Council member data

Total output (ounces) (million)	2.0
Total revenue (million)	\$3,916
Payments to in-country suppliers (million)	\$2,000
In-country payments to suppliers (% of total)	90%

In-country payments

Total in-country payments (million) **\$3,007**



Payments to governments
\$683

23%



Payments to employees
\$324

11%



Payments to in-country suppliers
\$2,000

67%

Supporting livelihoods


Total workforce (#of people) **21,354**



Total employees
4,794



Total contractors
16,560



■ National employees **4,754**
■ Expatriates **40**

Community spend (million) **\$22** | % Female employees **14%**

World Gold Council members in Ghana:



Note: For a global overview of the data, please refer to [Gold's Contribution to Society](#). All data is for the year 2023 and the amounts are in US Dollars unless otherwise stated.
1. Data sourced from the OECD, Trade Data Monitor, World Bank, and World Integrated Trade Solutions.

Mali

Country data¹

GDP (billion)	\$21
Tax revenues (2021, billion)	\$4
Gold export value (% of total exports)	73%
Income status	Low income
Labour force (# of people) (million)	8

World Gold Council member data

Total output (ounces) (million)	1.3
Total revenue (million)	\$2,610
Payments to in-country suppliers (million)	\$1,143
In-country payments to suppliers (% of total)	69%

In-country payments

Total in-country payments (million) **\$1,997**



Payments to governments
\$674

34%



Payments to employees
\$180

9%



Payments to in-country suppliers
\$1,143

57%

Supporting livelihoods

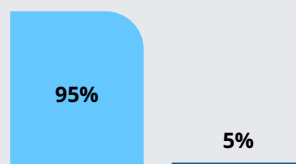
Total workforce (#of people) **13,204**



Total employees
6,276



Total contractors
6,928



■ National employees **5,988**
■ Expatriates **288**

Community spend (million) **\$7** | % Female employees **7%**

World Gold Council members in Mali:



BARRICK

Resolute 

Note: For a global overview of the data, please refer to [Gold's Contribution to Society](#). All data is for the year 2023 and the amounts are in US Dollars unless otherwise stated.
1. Data sourced from the OECD, Trade Data Monitor, World Bank, and World Integrated Trade Solutions.

Mexico

Country data¹

GDP (billion)	\$1,789
Tax revenues (2021, billion)	\$220
Gold export value (% of total exports)	1%
Income status	Upper middle income
Labour force (# of people) (million)	60

World Gold Council member data

Total output (ounces) (million)	1.2
Total revenue (million)	\$2,418
Payments to in-country suppliers (million)	\$2,567
In-country payments to suppliers (% of total)	92%

In-country payments

Total in-country payments (million) **\$3,511**



Payments to governments
\$428

12%



Payments to employees
\$516

15%



Payments to in-country suppliers
\$2,567

73%

Supporting livelihoods

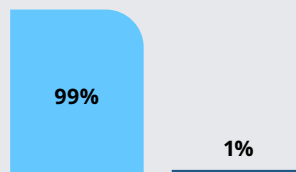
Total workforce (#of people) **13,203**



Total employees
7,404



Total contractors
5,799



■ National employees **7,367**
■ Expatriates **37**

Community spend (million) **\$30** | % Female employees **13%**

World Gold Council members in Mexico:



AGNICO EAGLE



ALAMOS GOLD INC.



Newmont



Note: For a global overview of the data, please refer to [Gold's Contribution to Society](#). All data is for the year 2023 and the amounts are in US Dollars unless otherwise stated.
1. Data sourced from the OECD, Trade Data Monitor, World Bank, and World Integrated Trade Solutions.

Papua New Guinea

Country data¹

GDP (billion)	\$31
Tax revenues (2022, billion)	\$5
Gold export value (% of total exports)	11%
Income status	Lower middle income
Labour force (# of people) (million)	3

World Gold Council member data

Total output (ounces) (million)	0.7
Total revenue (million)	\$1,237
Payments to in-country suppliers (million)	\$146
In-country payments to suppliers (% of total)	19%

In-country payments

Total in-country payments (million) **\$475**



Payments to governments
\$171

36%



Payments to employees
\$158

33%



Payments to in-country suppliers
\$146

31%

Supporting livelihoods

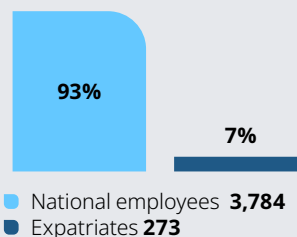
Total workforce (#of people) **6,774**



Total employees
4,057



Total contractors
2,717



Community spend (million) **\$36** | % Female employees **13%**

World Gold Council members in Papua New Guinea:

BARRICK

Newmont™

Note: For a global overview of the data, please refer to [Gold's Contribution to Society](#). All data is for the year 2023 and the amounts are in US Dollars unless otherwise stated.
1. Data sourced from the OECD, Trade Data Monitor, World Bank, and World Integrated Trade Solutions.

Peru

Country data¹

GDP (billion)	\$268
Tax revenues (2022, billion)	\$47
Gold export value (% of total exports)	13%
Income status	Upper middle income
Labour force (# of people) (million)	19

World Gold Council member data

Total output (ounces) (million)	0.6
Total revenue (million)	\$1,241
Payments to in-country suppliers (million)	\$1,318
In-country payments to suppliers (% of total)	94%

In-country payments

Total in-country payments (million) **\$1,739**



Payments to governments
\$199

11%



Payments to employees
\$222

13%



Payments to in-country suppliers
\$1,318

76%

Supporting livelihoods


Total workforce (#of people) **12,787**



Total employees
2,894



Total contractors
9,893



■ National employees **2,880**
■ Expatriates **14**

Community spend (million) **\$19** | % Female employees **10%**

World Gold Council members in Peru:

BARRICK



GOLD FIELDS

Newmont™



Note: For a global overview of the data, please refer to [Gold's Contribution to Society](#). All data is for the year 2023 and the amounts are in US Dollars unless otherwise stated.
1. Data sourced from the OECD, Trade Data Monitor, World Bank, and World Integrated Trade Solutions.

Philippines

Country data¹

GDP (billion)	\$437
Tax revenues (2022, billion)	\$74
Gold export value (% of total exports)	1%
Income status	Lower middle income
Labour force (# of people) (million)	49

World Gold Council member data

Total output (ounces) (million)	0.3
Total revenue (million)	\$641
Payments to in-country suppliers (million)	\$255
In-country payments to suppliers (% of total)	75%

In-country payments

Total in-country payments (million) **\$407**



Payments to governments
\$116

29%



Payments to employees
\$36

9%



Payments to in-country suppliers
\$255

63%

Supporting livelihoods


Total workforce (#of people) **4,056**



Total employees
1,822



Total contractors
2,234



■ National employees **1,813**
■ Expatriates **9**

Community spend (million) **\$13** | % Female employees **19%**

World Gold Council members in Philippines:



Note: For a global overview of the data, please refer to [Gold's Contribution to Society](#). All data is for the year 2023 and the amounts are in US Dollars unless otherwise stated.
1. Data sourced from the OECD, Trade Data Monitor, World Bank, and World Integrated Trade Solutions.

Senegal

Country data¹

GDP (billion)	\$31
Tax revenues (2021, billion)	\$5
Gold export value (% of total exports)	16%
Income status	Lower middle income
Labour force (# of people) (million)	5

World Gold Council member data

Total output (ounces) (million)	0.4
Total revenue (million)	\$801
Payments to in-country suppliers (million)	\$450
In-country payments to suppliers (% of total)	86%

In-country payments

Total in-country payments (million) **\$767**



Payments to governments
\$244



Payments to employees
\$73



Payments to in-country suppliers
\$450

32%

10%

59%

Supporting livelihoods

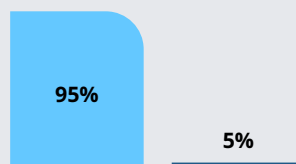
Total workforce (#of people) **4,921**



Total employees
1,513



Total contractors
3,408



■ National employees **1,441**
■ Expatriates **72**

Community spend (million) **\$3** | % Female employees **10%**

World Gold Council members in Senegal:



Note: For a global overview of the data, please refer to [Gold's Contribution to Society](#). All data is for the year 2023 and the amounts are in US Dollars unless otherwise stated.
1. Data sourced from the OECD, Trade Data Monitor, World Bank, and World Integrated Trade Solutions.

South Africa

Country data¹

GDP (billion)	\$378
Tax revenues (2021, billion)	\$113
Gold export value (% of total exports)	4%
Income status	Upper middle income
Labour force (# of people) (million)	25

World Gold Council member data

Total output (ounces) (million)	1.1
Total revenue (million)	\$2,202
Payments to in-country suppliers (million)	\$1,490
In-country payments to suppliers (% of total)	99%

In-country payments

Total in-country payments (million) **\$2,312**




Payments to governments
\$115



Payments to employees
\$707



Payments to in-country suppliers
\$1,490



World Gold Council members in South Africa:



Supporting livelihoods

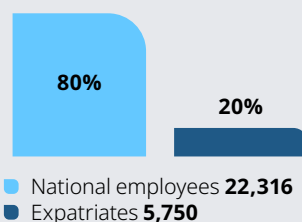
Total workforce (#of people) **42,197**



Total employees
28,066



Total contractors
14,131



Community spend (million) **\$75** | % Female employees **20%**

Note: For a global overview of the data, please refer to [Gold's Contribution to Society](#). All data is for the year 2023 and the amounts are in US Dollars unless otherwise stated.
1. Data sourced from the OECD, Trade Data Monitor, World Bank, and World Integrated Trade Solutions.

Suriname

Country data¹

GDP (billion)	\$4
Tax revenues (2020, billion)	\$6
Gold export value (% of total exports)	75%
Income status	Upper middle income
Labour force (# of people) (million)	0.3

World Gold Council member data

Total output (ounces) (million)	0.5
Total revenue (million)	\$1,142
Payments to in-country suppliers (million)	\$270
In-country payments to suppliers (% of total)	68%

In-country payments

Total in-country payments (million) **\$513**



Payments to governments
\$102

20%



Payments to employees
\$141

27%



Payments to in-country suppliers
\$270

53%

Supporting livelihoods

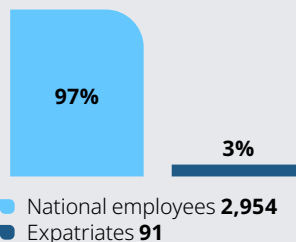
Total workforce (#of people) **4,236**



Total employees
3,045



Total contractors
1,191



Community spend (million) **\$22** | % Female employees **13%**

World Gold Council members in Suriname:

Newmont

ZiJin

Note: For a global overview of the data, please refer to [Gold's Contribution to Society](#). All data is for the year 2023 and the amounts are in US Dollars unless otherwise stated.
1. Data sourced from the OECD, Trade Data Monitor, World Bank, and World Integrated Trade Solutions.

Tanzania

Country data¹

GDP (billion)	\$79
Tax revenues (2020, billion)	\$15
Gold export value (% of total exports)	42%
Income status	Lower middle income
Labour force (# of people) (million)	31

World Gold Council member data

Total output (ounces) (million)	0.9
Total revenue (million)	\$1,777
Payments to in-country suppliers (million)	\$1,179
In-country payments to suppliers (% of total)	89%

In-country payments

Total in-country payments (million) **\$1,707**



Payments to governments
\$343

20%



Payments to employees
\$185

11%



Payments to in-country suppliers
\$1,179

69%

World Gold Council members in Tanzania:



BARRICK

Supporting livelihoods

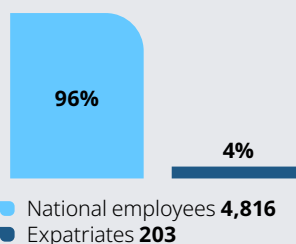
Total workforce (#of people) **12,962**



Total employees
5,019



Total contractors
7,943



Community spend (million) **\$12** | % Female employees **11%**

Note: For a global overview of the data, please refer to [Gold's Contribution to Society](#). All data is for the year 2023 and the amounts are in US Dollars unless otherwise stated.
1. Data sourced from the OECD, Trade Data Monitor, World Bank, and World Integrated Trade Solutions.

Türkiye

Country data¹

GDP (billion)	\$1,108
Tax revenues (2021, billion)	\$187
Gold export value (% of total exports)	0.4%
Income status	Upper middle income
Labour force (# of people) (million)	35

World Gold Council member data

Total output (ounces) (million)	0.4
Total revenue (million)	\$855
Payments to in-country suppliers (million)	\$389
In-country payments to suppliers (% of total)	88%

In-country payments

Total in-country payments (million) **\$503**



Payments to governments
\$80

16%



Payments to employees
\$34

7%



Payments to in-country suppliers
\$389

77%

Supporting livelihoods


Total workforce (#of people) **2,595**



Total employees
1,680



Total contractors
915



100%
National employees **1,680**
Expatriates **0**

Community spend (million) **\$5** | % Female employees **9%**

World Gold Council members in Türkiye:



ALAMOS GOLD INC.

centerraGOLD



eldorado gold

Note: For a global overview of the data, please refer to [Gold's Contribution to Society](#). All data is for the year 2023 and the amounts are in US Dollars unless otherwise stated.
1. Data sourced from the OECD, Trade Data Monitor, World Bank, and World Integrated Trade Solutions.

USA

Country data¹

GDP (billion)	\$27,361
Tax revenues (2021, billion)	\$6,178
Gold export value (% of total exports)	2%
Income status	High income
Labour force (# of people) (million)	171

World Gold Council member data

Total output (ounces) (million)	4.2
Total revenue (million)	\$8,173
Payments to in-country suppliers (million)	\$5,238
In-country payments to suppliers (% of total)	97%

In-country payments

Total in-country payments (million) **\$7,772**




Payments to governments
\$412



Payments to employees
\$2,122



Payments to in-country suppliers
\$5,238



Supporting livelihoods

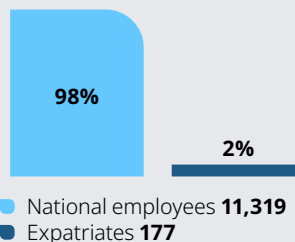
Total workforce (#of people) **17,708**



Total employees
11,496



Total contractors
6,212



Community spend (million) **\$23** | % Female employees **21%**

World Gold Council members in USA:



AGNICO EAGLE



ANGLOGOLD ASHANTI

BARRICK



centerragold



Franco Nevada
The GOLD investment that WORKS



Newmont.



TRIPLEFLAG
PRECIOUS METALS

Note: For a global overview of the data, please refer to [Gold's Contribution to Society](#). All data is for the year 2023 and the amounts are in US Dollars unless otherwise stated.
1. Data sourced from the OECD, Trade Data Monitor, World Bank, and World Integrated Trade Solutions.